

# Tennessee CONNECTIONS

SPRING 2025 | CUSTOMER FOCUSED ⚡ COMMUNITY DRIVEN

## Paving Professional Pathways

Page 6

ALSO  
INSIDE

Be Pro Be Proud offers an 18-wheeler, filled with state-of-the-art, high-tech simulators, to introduce students to the modern possibilities of careers in the trades.

PHOTO COURTESY OF  
TENNESSEE CHAMBER OF  
COMMERCE AND  
INDUSTRY

Dig Safely

A Beginner's  
Guide to  
Composting





**RENEWAL**  
by **ANDERSEN**  
FULL-SERVICE WINDOW & DOOR REPLACEMENT

Get a **FREE** consultation!  
Call **844-421-1503**

## SPRING SAVINGS EVENT

Save Big on Replacement Windows and Doors!

**\$379**

**OFF EACH WINDOW<sup>1</sup>**

MINIMUM PURCHASE OF 4

AND

**\$779**

**OFF EACH DOOR<sup>1</sup>**

MINIMUM PURCHASE OF 4

**AND NO** Money Down | **NO** Monthly Payments | **NO** Interest for 12 months<sup>1</sup>

MINIMUM PURCHASE OF 4 - INTEREST ACCRUES FROM THE DATE OF PURCHASE BUT IS WAIVED IF PAID IN FULL WITHIN 12 MONTHS



**TESTED, TRUSTED, AND TOTALLY PROVEN.<sup>2</sup>**

**Offer Ends 4/30/2025**

Call for your **FREE** consultation.

**844-421-1503**

**FINDYOURWINDOW.COM**



**More 5-Star Reviews**



Than Other Leading Full-Service Window Replacement Companies<sup>3</sup>

<sup>1</sup>DETAILS OF OFFER: Offer expires 4/30/2025. Not valid with other offers or prior purchases. Get \$379 off per window, get \$779 off per entry/patio door and 12 months no money down, no monthly payments, no interest when you purchase four (4) or more windows or entry/patio doors between 3/5/2025 and 4/30/2025. Subject to credit approval. 12-month Promo Period while no payments are due, interest accrues but is waived if the loan is paid in full before the Promo Period expires. Any unpaid balance owed after the Promo Period, plus accrued interest, will be paid in installments based on the terms disclosed in the customer's loan agreement. Financing is provided by various financial institutions without regard to age, race, color, religion, national origin, gender, or familial status. Savings comparison based on purchase of a single unit at list price. Available at participating locations and offer applies throughout the service area. See your local Renewal by Andersen location for details. License numbers available at [renewalbyandersen.com/license](http://renewalbyandersen.com/license). Some Renewal by Andersen locations are independently owned and operated. <sup>2</sup>Based on testing of 10 double-hung units per ASTM E2068 20 years after installation. <sup>3</sup>It is the only warranty among top selling window companies that meets all of the following requirements: easy to understand terms, unrestricted transferability, installation coverage, labor coverage, geographically unrestricted, coverage for exterior color, insect screens and hardware, and no maintenance requirement. Visit [renewalbyandersen.com/nationsbest](http://renewalbyandersen.com/nationsbest) for details. <sup>4</sup>Review aggregator survey of 5-star reviews among leading national full-service window replacement companies. January 2024 Reputation.com. "Renewal by Andersen" and all other marks where denoted are trademarks of Andersen Corporation. © 2025 Andersen Corporation. All rights reserved. RBA14394

**STAFF**

**EXECUTIVE DIRECTOR** Brian Solsbee  
**DIRECTOR OF GOVERNMENT RELATIONS**  
 Jeremy Elrod  
**OFFICE MANAGER & EVENT COORDINATOR**  
 Susan Sherrill  
**MEETINGS & MEMBERSHIP DIRECTOR**  
 Carrie Crawford

**BOARD OF DIRECTORS**

**CHAIR** Allen Robbins,  
 Sevier County Electric System  
**VICE CHAIR** Terry Wimberly,  
 Paris Utility Authority  
**SECRETARY/TREASURER** Vic Pusser,  
 Lawrenceburg Utility Systems  
**PAST PRESIDENT** Mark Kimbell, Gallatin  
 Department of Electricity  
**MEMBERS:** Evann Freeman, EPB of Chattanooga;  
 Erin Gill, Knoxville Utilities Board; Daniel Johnson,  
 Nashville Electric Service; Al Kerstiens, Mount  
 Pleasant Power System; Tony Kirk, Bolivar Energy  
 Authority; Eric Newberry, Athens Utilities Board;  
 George Powell, Winchester Utilities; Alex Smith,  
 Humboldt Utilities Authority; Ryan Trentham,  
 Alcoa Electric Department; and Alonzo Weaver,  
 Memphis Light Gas & Water.



Published quarterly to keep you informed of noteworthy events and important issues at your utility, **Tennessee Connections** is produced with the assistance of Pioneer Utility Resources Inc. Formed in 1954, the not-for-profit Oregon-based cooperative corporation serves the communication needs of consumer-owned electric utilities across the country.

**PUR CEO** Michael Shepard  
**SVP OF CONTENT** Leon Espinoza  
**EDITORIAL DIRECTOR** Chasity Anderson, CCC  
**DEPUTY EDITORIAL DIRECTOR**  
 Noble Sprayberry  
**SENIOR EDITOR** Jennifer Paton, CCC  
**TENNESSEE CONNECTIONS EDITORS**  
 Sable Riley, CCC; Robin Conover

**ASSISTANT EDITORS** Victoria Hampton, CCC;  
 David Herder, CCC

**ASSOCIATE EDITORS**  
 Valeri Pearson, Nina Todea

**DESIGNER** Jenn Nunn

**PUBLICATIONS PRODUCTION**

**SENIOR MANAGER**  
 Elizabeth Beatty

**SENIOR PUBLICATIONS COORDINATOR**  
 Alyssa McDougle

**TO CONTACT TENNESSEE CONNECTIONS**

**Subscription services:**  
 Noncustomer subscriptions \$10 U.S. a year; \$12 foreign a year. Prepayment required. Allow 4-8 weeks for first issue. Identify local edition desired. Send orders to 5625 NE Elam Young Pkwy, Ste. 100, Hillsboro, OR 97124-6422.

Have a problem receiving your magazine? Utility customers should contact their utility office. Noncustomers call 503-357-2105.

**Advertising Inquiries:**

Email [displayads@pioneer.coop](mailto:displayads@pioneer.coop)  
 ©2025 Pioneer Utility Resources. All rights reserved. Reproduction in whole or in part without written permission is prohibited. Direct reprint requests to [tconnections@pur.coop](mailto:tconnections@pur.coop). For more information, visit [www.pioneer.coop](http://www.pioneer.coop).

**811** Know what's below.  
 Call before you dig.

Brought to you by  
**Tennessee 811**  
[tennessee811.com](http://tennessee811.com)



## Be Pro Be Proud Tennessee

Spotlight, Page 6

## Dig Safely

Plugged In, Page 10

## A Beginner's Guide to Composting

Up Close, Page 14

Utility News	4-5	Adventure	18
In The Kitchen	12	Gardening	19
Planner	16	Utility News	20-21

### A Word About Water

# Conserve in the Yard and Garden

Water conservation has become an essential practice in all regions, even where water seems abundant. In addition to saving money on your utility bill, water conservation helps prevent water pollution in nearby lakes, rivers and local watersheds.

To conserve in the yard, garden and when doing outdoor tasks:

- Plant drought-resistant lawns, shrubs and plants. If you plant a new lawn or overseed an existing lawn, use drought-resistant grasses.

Many beautiful shrubs and plants thrive with far less water than other species. Replace herbaceous perennial borders with native plants, which use less water and are more resistant to local plant diseases. Create slopes with plants that will retain water and reduce runoff, and group plants according to their watering needs.

- Put a layer of mulch around trees and plants. Adding 2 to 4 inches of organic material, such as compost or bark mulch, will slow evaporation, discourage weed growth and increase moisture retention. Press down the mulch around the dripline of each plant to form a slight depression to minimize water runoff.

- Don't water the gutter or paved areas. Position sprinklers so water lands on the lawn or garden. Don't water on windy days.

- Water your lawn only when it needs it. Step on the grass. If it springs back up when you move, it doesn't need water. If it stays flat, the lawn needs water.

Let the grass grow to 3 inches to promote water retention in the soil. Most lawns only need about 1 inch of water a week. During dry spells, you can stop watering and the lawn will go dormant. Once cooler weather arrives, the morning dew and rainfall will bring the lawn back to its usual vigor. This may result in a brown summer lawn, but it saves a lot of water.



**To conserve water in your yard, choose plants that require less water. Group varieties according to their watering needs.** ADOBE STOCK IMAGE BY WAVEBREAKMEDIAMICRO

- When you do water, deep soak your lawn. Water long enough for the moisture to soak down to the roots where it will do the most good. A light sprinkling evaporates quickly and encourages shallow root systems.

- Water early in the day to prevent the growth of fungus and defend against slugs and other garden pests. Early and late watering, before the sun rises or after it sets, also reduce water loss to evaporation.

- Reduce the amount of water used for shrubs and lawns by strategically placing soaker hoses, installing a rain barrel water catching system and a simple drip-irrigation system. Avoid over-watering, which diminishes plant health and causes leaves to yellow. When hand watering, use a variable spray nozzle.

- Don't run the hose while washing your car. Use a pail of soapy water. Use a spray nozzle when rinsing. This can save as much as 150 gallons when washing a car.

- Use a broom or leaf blower, not a hose, to clean driveways and sidewalks.

- Check for leaks in pipes, hoses, faucets and couplings. Leaks outside the house may not be as noticeable, but they can be just as wasteful as indoor leaks. Use hose washers at spigots.

Water conservation comes naturally when everyone in the family is aware of its importance. Parents are encouraged to take the time to teach children some of the simple water-saving methods around the home that can make a big difference. ■

# Why Your Utility Trims Trees

Although most trees do not present a problem, some of them grow into or crowd power lines, poles or other utility equipment. This could cause service issues.

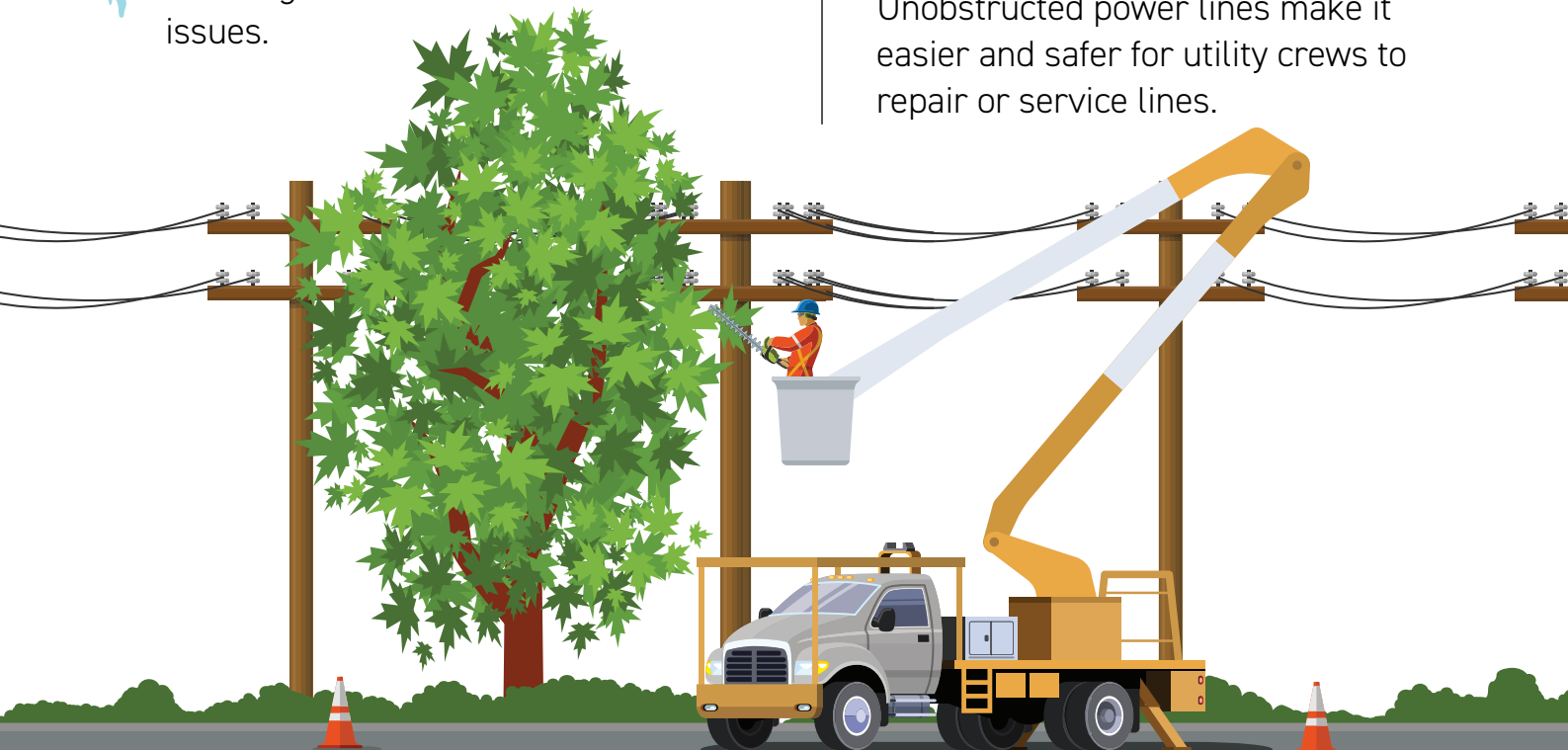
## Unruly and overgrown trees can:

- ⚠️ Cause outages.
- 🔥 Create fire hazards.
- ⚡ Break off and land on power lines.
- 💡 Cause lights to flicker during high winds.
- ❄️ Get weighed down with ice and cause issues.

Proper pruning techniques are used to preserve tree health, although sometimes a tree must be removed. This is a last resort, but it can be necessary if there are:

- ⚠️ Fast-growing trees directly under power lines.
- ⚠️ Trees that are leaning into lines.
- ⚠️ Trees that are declining, cracked or split.

Unobstructed power lines make it easier and safer for utility crews to repair or service lines.



# Paving Professional Pathways

## Be Pro Be Proud promotes in-demand trade careers

By Trish Milburn

For generations, discussions about education focused on “the three Rs,” a phrase thought to have originated in the early 19th century to denote reading, writing and arithmetic. While those are still important subjects, today’s Tennessee students also learn about the three Ps: pride, progress and professionalism.

A four-year degree is still the goal for many students, depending on the field in which they want to work, but it’s not the only path to a prosperous and stable future. That’s the message behind the Be

Pro Be Proud program, a multistate effort to highlight the opportunities, pride, progress and professionalism of skilled trades workers.

“The program shows them that there are options available after high school for good-paying, honorable jobs,” says Connie Vaughn, government relations manager for McKee Foods in Collegedale.

### Addressing a Need

Skilled trades workers build homes and businesses. They keep electricity flowing through power line maintenance and repair, operate heavy equipment on

construction and agricultural sites, drive truckloads of goods to retail destinations and so much more.

The current skilled workforce crisis is a growing concern. The U.S. Chamber of Commerce’s Worker Shortage Index shows Tennessee only has 56 workers available for every 100 open jobs. The construction and manufacturing industries, which have high turnover rates and more difficulty filling skilled labor jobs, are among the most in need of an influx of new skilled labor.

According to the National Association of Manufacturers, 82% of U.S. manufacturers have a moderate or serious shortage of skilled production workers. In addition, many individuals with years of experience in skilled trades are nearing retirement, leaving fewer professionals across an array of fields. Of the current skilled trade workers, 67% are 45 or older.

U.S. business leaders, knowing this labor shortage needs to be addressed, came up with Be Pro Be Proud. Launched in Arkansas in 2016, the movement has grown to four other states, including Tennessee, with more scheduled to join the effort in 2025.

Be Pro Be Proud takes an 18-wheeler filled with state-of-the-art, high-tech simulators to schools to introduce students to the modern possibilities of careers in the trades. The unit houses 12 augmented reality and virtual reality simulators for commercial truck driving, heavy equipment operation, electric line work, welding, construction, 3D printing, computer numerical control machining, truck technician and agriculture.



Shelbyville Power lineworkers Matt Crosslin, left, and Andrew Gordon prepare for students to experience the electric lineworker bucket truck simulator. PHOTO COURTESY OF SHELBYVILLE POWER, WATER AND SEWER SYSTEMS

“Students get to experience what these jobs are like through tech they gravitate toward,” Connie says, adding that following up with students after they tour the mobile unit is a valuable experience for both sides. “It’s so different from a traditional job fair.”

“It’s a very impressive setup they have,” says Brian Solsbee, executive director of the Tennessee Municipal Electric Power Association, which sponsors the electric lineworker bucket truck simulator.

Industry stakeholders make up the Be Pro Be Proud Founding Council: Tennessee Chamber of Commerce and Industry, Tennessee Road Builders Association, Tennessee Concrete Association, Tennessee Trucking Association, Associated Builders and Contractors of Greater Tennessee, Tennessee Forestry Association and McKee Foods.

Brian says the mobile unit offers a great opportunity to promote the utility trade and great-paying jobs.

“We encourage local utilities to talk to the students when the mobile unit is at a school in their service area,” he says.

Shelbyville Power, Water and Sewerage Systems General Manager Jason Reese and SPWS lineworkers attended three stops of

the Tennessee Chamber Be Pro Be Proud Career Trailer in their region last year.

“To say we came away impressed would be an understatement,” Jason says. “We were able to engage with hundreds of local middle school students at the virtual lineworker simulator and not only assist them but also answer questions and share real-life experiences about our industry. I would encourage all municipal power systems to actively support this initiative.”

school over a four-year university. When asked about what their parents wanted for them, the stats were even more striking. Seventy-nine percent of them said their parents wanted them to go to a four-year college, while only 5% said their parents were in favor of them going to school to learn a trade.

Connie says changing the negative attitude requires focusing on not only the students but also their parents and even educators.

“Students get to experience what these jobs are like through tech they gravitate toward.”

— Connie Vaughn, government relations manager for McKee Foods

**Changing Perceptions**

While just about everyone will need the services and skills of a welder, plumber, mechanic, electrician or HVAC technician sooner or later, skilled trades careers have often been viewed as a step below jobs that require a college degree.

According to a 2023 Jobber survey, that stigma persists. Of the 1,000 U.S. adults ages 18 to 20 surveyed, 74% indicated a negative perception of going to technical

“Kids with good grades can also go into the trades,” she says. “We want electricians who can do math.”

The ever-increasing cost of a college education is another factor when deciding about one’s future.

“Four-year universities can cost upwards of \$40,000-plus,” says Sarah Burnett, chief of staff and director of foundation for the Tennessee Chamber of Commerce. “Many companies pay for



**A 65-foot, custom-built tractor trailer, filled with state-of-the-art, high-tech simulators, introduces students to the modern possibilities of careers in the trades. PHOTOS COURTESY OF TENNESSEE CHAMBER OF COMMERCE AND INDUSTRY**

training for students going into the trades, or students can attend a Tennessee College of Applied Technology for free.”

Many companies also pay for employees to earn the necessary degrees to advance their careers while they continue working.

A college education at a four-year university can be a great path to a rewarding career, but it's not necessary for everyone—at least not immediately after high school. Connie points out that someone who works in a trade for a couple of years after high school and then decides to go to college to become an engineer will be a much better engineer because of the hands-on experience.

Sarah agrees.

“On-the-job training and technical skills are in many cases more valuable to manage a factory or small business than a college degree,” she says.

Be Pro Be Proud emphasizes the earning potential of jobs in the trades. According to data provided by the organization, the median income for heavy equipment operators is \$49,100, with the top 10% earning \$86,300. The median income for an electric lineworker is \$68,030, with the top 10% making \$108,380 annually. Similarly, the top 10% of plumbers can make close to \$99,000 per year, while the field's median income is \$56,330.

Beyond income figures, the Be Pro Be Proud program showcases the pride that workers in these fields have, knowing their professional efforts help to build homes, communities, businesses and economies.

For example, electric lineworkers play a vital role in their communities.

“They are often at the forefront of natural disasters, like first responders, helping to get the power back on,” Brian says.

### On the Road

The mobile Be Pro Be Proud unit occasionally takes part in community events, but priority is given to school visits with students in grades eight through 12. These visits—which last from one to five days, depending on the size of the student population—are underwritten by sponsoring organizations

and come at no cost to the schools. There is so much interest that the mobile unit stays booked four to five days a week during the school year.

“It depends on the location, but we encourage all students to visit the unit,” Sarah says.

The goal is to raise awareness and interest in careers in the skilled trades among students who may not be already enrolled in career and technical education classes.

Building the unit came with a price tag of nearly \$1.5 million, and it takes another \$700,000 a year to run it. That may seem like a lot, but making sure the Tennessee workforce is filled with skilled workers benefits those workers and their families, employers, customers, communities and the state's economy.

Brian says the goal is to eventually have a second mobile unit so schools in all of Tennessee's 95 counties can be visited more quickly.

### Positive Reception

Sarah says the student response to mobile unit visits has been extremely positive. Students complete surveys before and after their tours to gauge changes in their perceptions about technical education and careers.

“Tennessee observed significant improvements in attitudes and intentions across all three survey focus areas,” she says.

Those post-tour statistics show that Be Pro Be Proud is beginning to accomplish its mission.

- 83% of students reported favorable attitudes toward career technical education, and 67% reported their intention to pursue it.
- 74% reported favorable attitudes toward technical careers, and 56% indicated they plan to pursue those careers.

Connie says the data coming out of the program—which is available to employers—is impressive.

“Students are signing on to join the movement and want to know more,” she says. “Kids learn in different ways. They can continue lifelong, hands-on learning without a four-year college degree.” ■

*To learn more about Be Pro Be Proud or to join the movement, visit [tn.beprobeproud.org](http://tn.beprobeproud.org).*





**CLOCKWISE FROM TOP LEFT:** Multiple interactive exhibits are available within the traveling career center. Examples include construction, working on electric lines, welding and operating heavy equipment.

# DIG SAFELY—IT'S YOUR RESPONSIBILITY

By Christina Sawyer

When it comes to maintaining safety and preventing service interruptions, your electric utility is committed to doing its part. That includes performing dig locates for consumers who call the 811 Call Before You Dig service. But safety doesn't stop at the locate. It's crucial for everyone take personal responsibility to dig carefully, remain cautious and contact your utility immediately if any lines are accidentally hit. Remember, even with the best technology and the most diligent efforts, some risks simply cannot be predicted.

## Call Before You Dig: The First Line of Defense

The first step in any digging project—whether you're planting a tree, installing a fence or setting up a mailbox—is to call 811. This free service alerts utilities in your area to mark underground lines with flags, paint or stakes. This crucial step helps you avoid hitting underground lines and protects yourself, your neighbors and the infrastructure that keeps our community powered.

The process is simple: Call 811 or submit a request online at least two business days before you plan to dig. After that, utility representatives will visit your site and mark the approximate location of underground lines. Each type of utility line is marked with a different color—electric lines are typically marked with red. This visual guide is your map to digging safely.

## Use Caution While Digging

Even after a locate, the work isn't over. The lines marked on your property are approximate. While the markings give a general idea of where the underground lines lay, there is still room for error. That's why we urge you to dig with care, especially when you're within a few feet of any markers.

Hand tools, such as a shovel, should be used within this area. This might slow down your project, but it significantly reduces the risk of accidentally hitting a utility line. If you're using heavy equipment, be extra cautious and consider using spotters or soft digging techniques to further minimize the risk.

## Risk Factors That Can't Be Predicted

Underground utility lines can shift over time due to erosion,

temperature changes and soil movement. Even with a locate, you could encounter lines in unexpected places. Additionally, lines may not be as deep as expected due to changes in the landscape over the years, such as soil erosion or excavation work done before the current standards were enacted.

Furthermore, not all lines are owned or maintained by your local utilities. Private lines, such as those running from the meter to your home or shed, might not be marked during a locate. The owner is responsible for knowing the location of these lines and digging carefully around them.

## The Locate Process and Resources Available

When you call 811, our team uses state-of-the-art mapping and detection tools to pinpoint the location of underground lines. These maps are developed based on detailed records and regular updates, but they're only as good as the information available. That's why digging carefully is essential, even when you think you know where every line is located.

## The Responsibility of Digging

As a member of a community, you share the responsibility of maintaining community safety. Digging is no small task. It requires awareness, caution and a willingness to follow the right procedures. Should you hit a power line or any other utility line while digging, cease all work and contact us immediately. Do not attempt to repair or inspect the damage yourself. We have trained personnel and specialized equipment to handle the situation safely.

## Inspiring a Culture of Safety

Safety is not just the responsibility of the utility company; it's a shared duty that each of us carries.

When you plan your next digging project, remember a little extra caution can prevent accidents, outages and even save lives. By calling 811, following the locate markings and digging carefully, you contribute to a safer, more reliable community for everyone.

Let's work together to keep our power flowing and our neighborhoods safe. Dig smart, dig safe and always reach out if you're unsure. We're here to help you every step of the way. ■



When you call 811, utility representatives visit your site to mark the approximate location of underground infrastructure, such as buried gas. ADOBE STOCK PHOTO BY JJ GOUIN

# Dip Into Spring

Flavors and colors to brighten any table

By Anne Braly

The colors of spring come alive in dips that dance with the flavors of the season. With warm weather knocking at our doors, it's time to shed the hearty, heavy dips of winter and change up the snack game.

Think color: the cheery bright hues of beautiful red beets, lively peas in shades of green. And what about radishes—one of the most overlooked, yet delicious, vegetables of all? Their bright red colors and crunchy texture mixed with spring green onions make a delightful dip for chips or an assortment of crudites on your charcuterie board.

Not only are cold dips welcome, but baked dips also have their place on your spring menu. Artichokes and Parmesan marry beautifully on a garlicky bread round toasted to a crispy bite, and roasted garlic, shallots and tomatoes harmonize tastefully in a roasted caprese dip.

Spring dips put a spring in your step with their welcome flavors, ushering in the long-awaited season of alfresco parties on the patio and gatherings of friends.

## ROASTED GARLIC CAPRESE DIP

- |                                      |                                   |
|--------------------------------------|-----------------------------------|
| ½ cup fresh basil, chopped           | ¼ cup grated Parmesan cheese      |
| ¼ cup mayo                           | 2 cups shredded mozzarella cheese |
| 3 tablespoons extra-virgin olive oil | 1-2 heads of garlic               |
| 8 ounces cream cheese, softened      | 1-2 shallots                      |
| 2 tablespoons fresh thyme leaves     | Kosher salt and black pepper      |
| 2 cups cherry tomatoes, divided      | Red pepper flakes, to taste       |

Preheat the oven to 400 F. Place the garlic and shallots in a small 8-by-8-inch baking dish. Drizzle with olive oil. Add the thyme. Bake for 40 minutes, until deeply golden and very soft. Remove the garlic and shallots and let cool.

Add 1½ cups tomatoes to the baking dish. Toss with olive oil, salt, pepper and red pepper flakes. Bake for 10 minutes.

Squeeze the garlic cloves and shallots onto a cutting board. Mash into a paste. In a bowl, combine the cream cheese, mayo, garlic, shallots and basil. Season with pepper. Mix in the Parmesan and 1 cup mozzarella.

Remove tomatoes from oven. Add the cheese dip and gently mix the dip into the tomatoes. Top with mozzarella. Bake for 15 minutes, until the cheese melts and the sauce bubbles.

Slice the remaining tomatoes. Serve topped with fresh basil, thyme and sliced tomatoes. Serve with garlic bread or crackers.



**GREEN ONION AND RADISH DIP**

- ¾ cup sour cream
- ½ cup mayonnaise
- ⅛ teaspoon salt
- ⅛ teaspoon garlic powder
- 1½ cups radishes, thinly sliced
- ½ cup green onion, trimmed and thinly chopped (both green and white parts)

Combine all the ingredients in a bowl and mix well. Reserve a little of the sliced green onion for a garnish. Chill until ready to serve. Sprinkle with extra green onion and freshly cracked black pepper. Serve with crackers, chips or vegetable crudite.



**SPRING PEA FETA CHEESE DIP**

- 1 cup frozen peas, defrosted
- ½ cup plain Greek yogurt
- 2 ounces feta cheese
- 2 tablespoons extra-virgin olive oil
- ½ teaspoon kosher salt
- ¼ teaspoon black pepper
- ¼ teaspoon red pepper flakes
- 2 or 3 sprigs fresh mint
- Juice of one lemon

In the bowl of a food processor or blender, add mint leaves and pulse to chop.

Add all other ingredients and process until smooth. Taste and adjust seasonings, if necessary. Serve with chips, veggies or slices of toasted garlic bread.

**RED BEET HUMMUS**

- ½ cup extra-virgin olive oil
- ½-1 cup tahini, or to taste
- 2 pounds red beets, scrubbed (about 2 large beets)
- 2 garlic cloves, chopped
- 2 tablespoons ground coriander
- 1 tablespoon fresh lemon juice
- Kosher salt

Heat the oven to 425 F. In a Dutch oven, cover beets with water and bring them to a boil on the stovetop. Then, keep them covered and braise in the oven for about 2 hours until very tender. Use a knife or fork to test for tenderness, then, with a slotted spoon, transfer beets to a cutting board. When cool enough to handle, slip off the skins and cut beets into 1-inch pieces, spread them on a baking sheet and refrigerate until cold, about one hour.

In a food processor, combine the braised beets with the garlic, coriander and lemon juice, and pulse until finely chopped. With the machine on, slowly drizzle in the olive oil until incorporated, and the beet puree is smooth. Scrape into a bowl and whisk in the tahini. Season with salt and serve with pita bread or pita chips.



**BAKED ARTICHOKE DIP**

- 1 8-ounce can unmarinated artichoke hearts, drained and chopped
- ½ cup sour cream
- ½ cup mayonnaise
- 8 ounces cream cheese, softened
- ¼ teaspoon red pepper flakes
- 1¼ cups freshly grated Parmesan cheese
- 1 clove garlic, minced
- Dried or fresh dill weed, to taste

Preheat oven to 350 F.

In a mixing bowl, add sour cream, mayo, cream cheese, garlic and 1 cup of Parmesan cheese. Combine until smooth. Stir in chopped artichoke hearts and a little bit of dill, to taste.

Place in a greased baking dish. Sprinkle remaining ¼ cup of Parmesan cheese on top. Sprinkle with a little extra dill, if desired. Bake in preheated oven for about 20 minutes or until hot and bubbly. Serve warm with crackers or small rounds of bread.



# A Beginner's Guide to Composting

By Robin Howard

Every year, an estimated 35 million tons of food waste goes into landfills—the equivalent of burying 35 million Volkswagen Beetles in the earth.

Not only does food waste needlessly take up 28% of all landfill space, because it is deprived of oxygen as it breaks down, it also creates biogas made of methane and carbon dioxide—two gases that trap heat in the atmosphere.

According to the Composting Council, composting food scraps instead of tossing them in the garbage has the same environmental impact as taking 7.8 million cars off the road.

Composting is the process of recycling food and yard waste so it breaks down into its smallest components. The process drastically reduces household trash bound for a landfill and creates a rich earthy product that feeds the soil.

Even if you are not a gardener, allowing your household food waste to break down naturally is an easy way to contribute to a healthy environment—and, when your food scraps are happily breaking down outside, your trash cans won't smell.

Unless you have a large amount of land that can accommodate a compost heap, you need a bin to start composting your food scraps. The bigger your bin, the more you can compost. Most households do just fine with a bin the size of a milk crate.

Compost bins can live outside, in the garage or carport, underground, above ground or even on the countertop.

Composting is easy if you follow a few simple rules. Done correctly, they are odorless.

## What Can Go in My Compost Bin?

There are two types of compost: green and brown.

Green compost includes fruit and vegetable scraps and plant trimmings.

Brown compost includes dried leaves, eggshells, newspaper, coffee and tea grounds, filters, paper plates, towels and napkins, sawdust from untreated wood, and corrugated cardboard.

Don't put meat, dairy, oils, fats, glossy paper or waxed cardboard in your bin.

You will add equal amounts of green and brown to your bin in layers, along with enough water to keep everything damp but not soaked.


## How It Works

When organic waste such as paper, cardboard, leaves, grass, fruit and vegetable scraps come in contact with soil, water and air, microorganisms in the soil eat the carbon in the waste, breaking it down into its simplest form.

In vermiculture, composting worms similar to earthworms eat the scraps and produce a rich fertilizer called castings.

Compost worms, or red wigglers, are the same worms used for fishing bait. They are voracious little critters that can eat their body weight in food scraps every day.





That means a pound of red wigglers in your worm bin can consume up to a pound of household food scraps a day.

People who use worms to compost get a kick out of feeding their worms and watching their food scraps, lawn debris and cardboard shipping boxes disappear virtually overnight.

### **Types of Compost Bins**

A compost bin speeds the decomposition process by giving food and yard waste the right balance of air and moisture to break down quickly.

A healthy compost bin environment breaks down food so quickly it doesn't have time to develop odors or attract animals.

Bins aren't complicated. You can build your own out of scrap wood or pallets, cinder blocks, stone, wire fencing, or plastic or ceramic containers.

A Google search for "DIY Compost Bins" turns up hundreds of ideas, plans, and YouTube videos for building your own above or below-ground bin. The search options include building from repurposed and inexpensive materials.

If you don't want to make a bin, you can buy durable above or below-ground compost bins and worm farms online for \$100 or less.

With a garage or yard, you have plenty of options for commercial or do-it-yourself compost bins.

If you have even a little outdoor space, the easiest way to start composting is to drill large holes in a plastic flowerpot or bucket, cut out the bottom, and bury the container in your yard or garden. Cover the top with a lid, such as a sturdy plant tray, and layer your green and brown scraps.

To speed up the process, add a few hundred red wigglers. Buy them online or at a pet or bait store.

If your bin fills up before your scraps are broken down into the soil, simply pull it out of the ground and move it.

One of the most popular new options is the Subpod, a milk crate-sized bin meant to be buried in a raised bed, planter on a porch or balcony, or directly in the ground. The box has aeration holes so compost worms can go in and out and a lid that snaps tight.

After you bury the box, layer green and brown compost inside, add a big bag of red wigglers, then watch up to 34 pounds of food waste, paper and cardboard disappear every week.

The brown box barely sticks up above the ground, so neighbors won't get nervous about having a compost bin next door, and it won't disrupt your pretty lawn or garden.

### **Give Composting a Try**

Composting is easy and practical.

You will always have a free supply of garden and flower fertilizer, you will spend less on garbage bags and, without rotting food in them, your garbage bins won't smell.

Most importantly, composting keeps an average of 250 pounds of trash per household out of the landfill every year, according to the Composting Council.

If you are ready to try your hand at composting, there is a lot of information available for beginners. Some can seem scientific and complicated, but rest assured composting is easy—even if you are new to it.

"The Complete Compost Gardening Guide" by Barbara Pleasant and Deborah Martin simplifies the process.

"Composting for a New Generation" outlines innovative, zero-cost ways to compost wherever you live. ■

ADOBE STOCK PHOTO BY TORTOON

## TENNESSEE CONNECTIONS

# PLANNER

Spring in Tennessee is alive with colorful festivals, hands-on expos and cherished traditions. Use this guide to plan your next outing—there are unforgettable events waiting for you across the Volunteer State.



PHOTO COURTESY OF WEST TENNESSEE STRAWBERRY FESTIVAL



## HUMBOLDT

**May 4-10**

### West Tennessee Strawberry Festival

Celebrate 86 years of tradition at the West Tennessee Strawberry Festival in Humboldt. Founded to highlight community spirit during difficult times, this weeklong festival now features parades, carnival rides, pageants, recipe contests, a golf tournament, live music and fireworks. Indulge in freshly picked strawberries and classic festival treats while reuniting with friends and family. Experience the charm of West Tennessee and savor the sweet taste of spring.

[strawberryfestivaltn.com](http://strawberryfestivaltn.com)



## GALLATIN

**March 8-9**

### Nashville Stamp and Postcard Show

Discover the thrill of collecting at the Gallatin Civic Center, where the Nashville Philatelic Society hosts a showcase of stamps, postcards and covers. This annual gathering offers free admission and parking, plus complimentary stamps for kids. Dealers from near and far bring a variety of treasures, and collectors' supplies are on hand to help organize or expand your collection. Bring the whole family to experience a friendly environment dedicated to the art of philately.

[nashphil.krbaker.com](http://nashphil.krbaker.com)

## SEYMOUR

**March 15**

### Autism Expo

This free, family-focused occasion in Seymour features resource vendors, informative sessions,

a kids' zone and a marketplace where autistic entrepreneurs can showcase their products. Organizers will do their best to accommodate requests for shared tables, electrical hookups and additional floor space. Gather useful information, connect with like-minded individuals and celebrate a community dedicated to inclusivity, creativity and entrepreneurship.

[www.smashautism.com](http://www.smashautism.com)

## DICKSON

**March 21**

### Wild Wonders Kids Day

This special event offers hands-on activities and live animal encounters guaranteed to delight children and adults alike. Explore Wonders Center and Science Museum exhibits, watch a Tesla coil demonstration and consider adding a planetarium show to your day. Puppet shows, singalongs and story times provide fun for younger guests. Museum members receive free admission to all daytime activities and the

evening show, while children 5 and under attend free with a paying adult (excluding planetarium seats). Embrace a day of interactive science and nature in Dickson.

[wonderscenter.org](http://wonderscenter.org)

## KNOXVILLE

**March 27-30**

### Big Ears Festival

Founded in 2009, this cultural staple draws more than 40,000 attendees to downtown Knoxville each spring. The multivenue event showcases nearly 200 concerts, talks, workshops and film screenings, spotlighting innovative talent that crosses musical and artistic boundaries. Beyond its world premieres and celebrated performances, Big Ears promotes community engagement through expanded programming that makes the arts more accessible. Join this eclectic celebration to experience the creative pulse of East Tennessee.

[bigearsfestival.org](http://bigearsfestival.org)

For a complete list of what's happening in Tennessee, visit [tnvacation.com/calendar](http://tnvacation.com/calendar).

## CHATTANOOGA

April 5

### Chattanooga Outdoor Festival

Celebrate Chattanooga as an outdoor destination with vendors, conservation efforts, education, retail, music and community. Outdoor enthusiasts, nature lovers and adventure seekers of all ages are invited to this second annual event on Saturday, April 5, from 11 a.m. to 7 p.m. Activities, demos, live music, a beer garden and more showcase the city's diverse recreational opportunities at the historic Choo Choo Gardens downtown. Admission is free and family-friendly, uniting local businesses, nonprofits and conservation organizations. Discover new hobbies, check out new gear and foster environmental awareness in the heart of Chattanooga's thriving outdoor scene.

[www.chattanoogaoutdoorfestival.com](http://www.chattanoogaoutdoorfestival.com)

## BROWNSVILLE

April 25-27

### Hatchie BirdFest

Explore the wonders of West Tennessee's Hatchie National Wildlife Refuge during the annual Hatchie BirdFest. Perfect for seasoned birders or curious newcomers, this event offers guided hikes, nature walks and close-up encounters with more than 200 bird species. Hear from special speakers, watch demonstrations and browse various exhibitor booths. With plenty of outdoor fun, food and live music, Hatchie BirdFest highlights the region's rich biodiversity while encouraging responsible environmental stewardship.

[www.hatchiebirdfest.com](http://www.hatchiebirdfest.com)

## TULLAHOMA

April 30

### Jazz on Jackson With Karla Harris

Award-winning vocalist Karla Harris and her quartet perform on International Jazz Day. Specialty seating available at South Jackson Performing Arts Center.

[www.southjackson.org](http://www.southjackson.org)

## SPRINGFIELD

May 2

### 1st Fridays

On the first Friday of each month from May to October, downtown Springfield comes alive from 6-9 p.m. with free, family-friendly festivities. Enjoy live music, food trucks, a kids zone, a specialty vehicle cruise-in and more than 80 local vendors offering produce, crafts and unique merchandise. Stroll the square, connect with friends and savor the small-town charm that makes Springfield special.

[realspringfieldtn.com/main-street/1st-fridays](http://realspringfieldtn.com/main-street/1st-fridays)

## DICKSON

May 3

### Old Timers Day Festival

Join Dickson's 66th annual Old Timers Day Festival for a day of hometown fun. Festivities include a parade, pancake breakfast, live music, vendors and plenty of contests, from horseshoes to cornhole. This longtime celebration brings the community together in downtown Dickson, offering something for all ages. Don't miss your chance to experience the charm of small-town Tennessee at this beloved festival.

[theoldtimersdayfestival.com](http://theoldtimersdayfestival.com)

## VONORE

May 17

### Feast of Saint Barbara Garrison

Step back in time at Fort Loudoun State Historic Park and learn about the French and Indian War through living-history demonstrations. Watch cannon firings, blacksmithing and daily soldier routines. Explore the barracks and infirmary, then meet Cherokee reenactors at Tuskegee just outside the fort. This interactive event shows how the British and Cherokee allied against the French. Bring the family to discover life on the 18th-century frontier.

[tnstateparks.com](http://tnstateparks.com)

## GREENEVILLE

May 17-18

### Iris Festival

Hosted by the Greene County Partnership, the 30th annual Iris Festival fills downtown Greeneville with arts, crafts, local merchandise and regional entertainment. Established in 1994, the event has grown into the area's signature spring festival, drawing visitors of all ages. Browse creative offerings, sample delicious food and enjoy live music amid East Tennessee's scenic beauty.

[www.discovergreenevilletn.com/irisfestival](http://www.discovergreenevilletn.com/irisfestival)

## LINDEN

May 21-22

### Blooming Arts Festival

Downtown Linden becomes an arts hub each spring, featuring more than 150 exhibitors of fine art, crafts and handmade goods. Live performances represent a range of musical genres, while food vendors serve up Southern favorites. Families can enjoy interactive art stations, activities and workshops for all ages.

[www.bloomingartsfestival.com](http://www.bloomingartsfestival.com)

### Include Your Upcoming Event

Want to share an event with the readers of Tennessee Connections? Please visit [tinyurl.com/TennesseeEvents](http://tinyurl.com/TennesseeEvents), or scan the QR code, to submit the details. Thank you.



## BROWNSVILLE

May 24-25

### Exit 56 Blues Fest

Honor the legacy of country blues pioneers "Sleepy" John Estes, Hammie Nixon and Yank Rachell during this two-day tribute in Brownsville. Live music echoes throughout the weekend, accompanied by a Corvette car show, arts and crafts, and mouthwatering local barbecue. Admission is free, with performances on Saturday from 10 a.m. to 5 p.m. and Sunday from 12-5 p.m. Immerse yourself in the soulful sounds and history of an authentic Tennessee hometown.

[www.exit56blues.com](http://www.exit56blues.com)

PHOTO COURTESY OF EXIT 56 BLUES FEST



Meet a majestic reptile at the  
**Nashville Zoo at  
Grassmere**



PHOTO COURTESY OF THE  
NASHVILLE ZOO AT GRASSMERE

**What Is It?**

Situated in the Grassmere area, the Nashville Zoo is a premier wildlife attraction featuring more than 3,000 animals from around the world. Visitors can stroll along shaded boardwalks, interact with friendly critters at designated exhibits and learn about conservation efforts firsthand.

**History**

The zoo opened at this location in 1997, but the Grassmere property's story goes back much further. The estate dates to the early 1800s and was once a working farm. In 1964, it was willed to the Children's Museum of Nashville, eventually transitioning into the expansive, modern zoo that now occupies the grounds. Today, it merges historic architecture with contemporary habitats and exhibits.

**In the Site**

One notable resident is the green crested basilisk or plumed lizard, famed for its vibrant crest and ability to "walk" on water. You'll find it in the Unseen New World exhibit, alongside a variety of reptiles and amphibians. Elsewhere, popular stops include the Kangaroo Kickabout, where you can hop alongside the marsupials, and the Tiger Crossroads.

**Outside the Zoo**

Located just a few miles from downtown Nashville, the zoo offers easy access to Music City favorites such as the Country Music Hall of Fame and Museum, the Ryman Auditorium and Broadway's world-famous honky-tonks. If you have time, explore nearby 12 South or East Nashville for unique dining and shopping experiences.

**More Info**

Plan your visit early in the day to catch the animals at their most active. For tickets, memberships or a full schedule of events, go to [nashvillezoo.org](http://nashvillezoo.org) or call 615-833-1534.



# Basic Garden Planning

After what always seems like a long winter, spring is finally upon us. Home gardeners are dusting off their shovels, starting seeds and champing at the bit to get their hands in the soil. However, some are new to gardening and are looking forward to fresh tomatoes or cucumbers grown in their own gardens but are intimidated by even the thought of it.

While gardening may seem like a mystical art only tamed by those who have the coveted “green thumb,” it is really a matter of understanding a few basics and learning by doing. Whether you are an expert or have never planted a seed, here are a few basics to help get you started.

## Selecting a Garden Site

Perhaps the most important part of starting a successful garden is first selecting a location. This will require a little legwork as you will first need to identify north in relation to your yard. Next, look at how trees, fences and buildings affect the shade.

For a vegetable garden, it is recommended to have at least six hours of sunlight daily, preferably with early-morning sun. You will also want to think about the proximity of water. It is really helpful to have a rain barrel or faucet close to your garden, as there are few things worse than toting gallons of water across your yard in the heat of summer to keep your plants alive.

After you have selected a few potential gardening sites, the next step is to evaluate the soil. Having your soil tested through the University of Tennessee Soil, Plant and Pest Center tells you the pH and nutrient levels, while digging up a few shovels’ worth of soil will let you know the soil type. Although well-drained soil is best, gardens typically do OK in most soils, given it is not compacted, has suitable pH and nutrient levels, and is watered appropriately.

## Planning Your Garden

Once you have settled on a garden location, you can then begin laying out your garden plan. This is where you will make a final

decision on plant varieties, transplant/seeding times, spacing and areas within your garden.

There are a few different schools of thought when it comes to plant spacing. Most publications will reference “row” plantings, especially for larger in-ground gardens. For smaller gardens or raised beds, you may come across the square-foot method. Both have pros and cons. Be sure you follow the plant spacing recommended for the planting style you choose.

In addition, you also want to consider the cultural requirements of your plant selections. Some plants, such as tomatoes, require trellising for the best results. Others, such as watermelons, require a place for their vines to spread out and grow. In some cases, such as exclusion of pests, you may need to use a floating row cover to protect the plants. No matter the situation, it is best to plan the space and materials needed up front as much as possible.

## Give It a Try

The best way to build your confidence and experience as a gardener is to give it a try. It is incredibly rewarding to raise plants from seeds and small transplants to the point you are getting fresh, homegrown produce. As your gardening skills grow you learn from successes and failures—hopefully making your garden more successful year after year. ■

*This article was written using information from Tennessee State University Extension publication “Growing Vegetables in Mini Gardens.” You can read more at [www.tnstate.edu/extension/documents/GrowingVegetablesinMiniGardensContainers.pdf](http://www.tnstate.edu/extension/documents/GrowingVegetablesinMiniGardensContainers.pdf).*



**Rylan Thompson** is a Tennessee State University Agriculture and Natural Resources/4-H Extension agent in Knox County. He specializes in residential/consumer horticulture and 4-H and is the Knox County Master Gardener coordinator.

# Spring Into Tax Day With Energy-Efficiency Tax Breaks

By Erin Hollinshead, Executive Director of Safe Electricity

It's tax time. Save on energy costs and increase your energy efficiency with these federal and state tax credits. With federal energy-efficiency credits alone, you can claim up to \$3,200 this year.

## Home Energy Audit

Not sure where to start? Claim up to \$150 for a home energy audit that can estimate the energy and cost savings of efficiency improvements and recommend the best options for your home.

Visit [www.energystar.gov/about/federal-tax-credits/home-energy-audit](http://www.energystar.gov/about/federal-tax-credits/home-energy-audit) for more details.

## Energy-Efficient Home Improvement Credit

Upgrade your doors, insulation and windows, and get 30% back—up to \$1,200. To learn more, visit [www.irs.gov/credits-deductions/energy-efficient-home-improvement-credit](http://www.irs.gov/credits-deductions/energy-efficient-home-improvement-credit).

## Install Heat Pumps, Water Heaters Or A Biomass Stove

Save 30% (up to \$2,000) on energy-efficiency upgrades, including heat pumps, water heaters, biomass stoves and

biomass boilers. For details, visit [www.irs.gov/credits-deductions/energy-efficient-home-improvement-credit](http://www.irs.gov/credits-deductions/energy-efficient-home-improvement-credit).

## Going Renewable

Claim up to 30% back on the cost of clean energy installations, including solar, wind, geothermal and battery storage, with no annual or lifetime dollar limit (except for fuel cell property) through 2032.

Visit [www.irs.gov/credits-deductions/residential-clean-energy-credit](http://www.irs.gov/credits-deductions/residential-clean-energy-credit) for a guide on how this tax credit works.

## Home Energy Rebates

These rebates help reduce the cost of energy-saving upgrades for single- and multi-family homes. Since individual states manage these programs, check with your state's energy office to learn more about what's available. Some rebates are based on income.

You can use these discounts for things like Energy Star appliances, insulation and more.

Check your state's status at [www.energy.gov/save/home-upgrades](http://www.energy.gov/save/home-upgrades). ■



ADOBE STOCK IMAGE BY ДІМІТРИЙ ГОРЕЛКІН

# Saving energy means saving money.

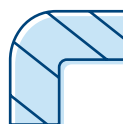
TVA EnergyRight® and Sparta Electric And Public Works are here for all your home energy needs.

Get better energy efficiency at a better price with home energy rebates worth up to \$3,000.



## HVAC system

Up to \$3,000



## Duct system

\$300



## Air sealing

\$300



## Insulation

Up to \$500

## Get your home energy rebate in 3 easy steps.

### 1. Find a contractor.

Search our Quality Contractor Network to find a TVA-vetted, licensed and insured contractor to perform your upgrade.<sup>1</sup>

### 2. Complete upgrade.

Once your upgrade is complete, your contractor will submit your rebate to TVA EnergyRight for processing.

### 3. Claim your rebate.

Look for an email from TVA EnergyRight with your redemption code to claim your rebate.

Explore all available rebates at [EnergyRight.com/Rebates](https://EnergyRight.com/Rebates).



# The Miracle of Life

By John N. Felsher

As spring approaches and waters begin to warm in Tennessee, fish prepare for their annual rituals that renew life and restock waterways.

In Tennessee, anglers can catch four main black bass species: smallmouth, spotted, Alabama and largemouth. Smallmouth, Alabama and spotted bass often act similar. All three prefer clear water, cooler temperatures, rocky habitat and current. Largemouth like placid places with thick vegetation.

For spawning bass, everything depends upon water temperature. Not all waters warm at the same rate, and not all fish—even of the same species—spawn at the same time in any given water body. On a massive and complex system like a major river watershed or a large and complex impoundment like Kentucky Lake, the same species could spawn in one cove today and not in a nearby cove for weeks.

Rivers that carry water down from the north tend to run colder, and the tributaries and shallow backwaters warm fastest. Therefore, fish might spawn in a shallow lake weeks earlier than those in the main river channel. Depending on water levels, temperatures and species, the spawning season could last for months.

In Tennessee, smallmouth primarily live from Kentucky Lake eastward. Tennessee holds the world record for smallmouth: an 11-pound, 15-ounce fish. That lunker came out of Dale Hollow Lake near Celina. Smallmouth spawn a little earlier than largemouth. They usually spawn when water temperatures reach about 60 to 65 degrees, usually from late March through May.

Two species of spotted bass—northern or Kentucky spotted bass and Alabama bass—live in the Volunteer State. Northern spotted bass live throughout the state except in the higher

elevations in East Tennessee. Alabama bass live mainly in southeastern Tennessee in the Tennessee and Ocoee River systems.

Spotted bass look similar to largemouth but with slightly smaller mouths and somewhat different coloration. Spotted bass and smallmouth generally spawn at about the same time and frequently in the same places. Smallmouth and spotted bass sometimes naturally hybridize, creating a “mean mouth.”

Largemouth live in warmer waters throughout the state. They normally begin spawning when water temperatures reach about 62 to 68 degrees. Spawning could start in early March. Spawning usually peaks in April but could extend into June. For spawning, largemouth normally like shallow flats about 2 to 4 feet deep with sandy or gravel bottoms around weeds, flooded brush, fallen trees, docks or other cover.

Male bass head to shallow water first. Using their lower jaws as pivot points, they rotate themselves with their tails to scour out saucer-shaped nests. Females arrive about two to three weeks later. A healthy female largemouth in her prime can produce about 5,000 eggs per pound of body weight. After laying her eggs, the female moves off the nest to rest and recuperate while the male guards the nest.

When fishing during spawning season, always handle any bass with care. Unless keeping one to mount, return any large females swollen with roe to the water as quickly and gently as possible to protect future generations. ■



**John N. Felsher** is a professional freelance writer, broadcaster, photographer, editor and consultant. An avid sportsman, he's written more than 3,600 articles for more than 170 different magazines on a wide variety of outdoors topics. He also hosts an outdoors tips show for WAVH-FM Talk 106.5 radio station in Mobile, Alabama. Contact him at [j.felsher@hotmail.com](mailto:j.felsher@hotmail.com) or through Facebook.

# Everything's coming up energy savings.

Give your energy bill a breath of fresh air this spring. Explore rebates on central air conditioners, mini-splits, air sealing, insulation and more. Enjoy a cooler home, cleaner indoor air and a lower bill.

Assess, refresh or replace—home energy upgrades for any season and every budget.

Find out how to save more energy and money when you take the new and improved DIY Home Energy Assessment from TVA EnergyRight®. When you complete your assessment, you'll receive:

- A \$10 home improvement gift card.
- Access to a dashboard with actionable, money-saving recommendations.
- Energy-saving kit with LED light bulbs, insulated socket sealers and more.

Explore **rebates**, shop the EnergyRight Marketplace and check out our blog, "The Current," for helpful tips and **energy-saving advice**.

[EnergyRight.com/residential](https://EnergyRight.com/residential)



Take a **free** DIY Home Energy Assessment today, and get an **energy-saving kit** and home improvement **gift card** in the mail!

[EnergyRight.com/Home-Energy-Assessment](https://EnergyRight.com/Home-Energy-Assessment)



Helping you do EnergyRight.



Terms and conditions apply. All TVA EnergyRight rebate-eligible upgrades must be installed by a TVA-vetted member of the Quality Contractor Network. All upgrades are eligible for program financing with participating local power companies. Questions? Call 1-855-237-2673.



## TMEPA MEMBERSHIP

Alcoa Electric Department  
Athens Utilities Board  
Benton County Electric System  
Bolivar Energy Authority  
BrightRidge  
Bristol Tennessee Essential Services  
Brownsville Energy Authority  
Carroll County Electrical Department  
CDE Lightband, Clarksville  
EPB of Chattanooga  
Cleveland Utilities Authority  
Clinton Utilities Board  
Columbia Power & Water Systems  
Cookeville Energy Department  
Covington Electric System  
City of Dayton Electric Department  
Dickson Electric System  
Dyersburg Electric System  
City of Elizabethton Electric Department  
Erwin Utilities Authority  
Etowah Utilities Department  
Fayetteville Public Utilities  
Gallatin Department of Electricity  
Greeneville Energy Authority  
Harriman Utility Board  
Humboldt Utilities Authority  
Jackson Energy Authority  
Jellico Utilities Authority  
Knoxville Utilities Board  
LaFollette Utilities  
Lawrenceburg Utility Systems  
Lenoir City Utilities Board  
Lewisburg Electric System  
Lexington Electric System  
Loudon Utilities  
City of Maryville Electric Department  
McMinnville Electric System  
Memphis Light, Gas & Water Division  
Milan Department of Public Utilities  
Morristown Utilities Commission  
Mount Pleasant Power System  
Nashville Electric Service  
Newbern Electric Department  
Newport Utilities Board  
City of Oak Ridge Electric Department  
Paris Utility Authority  
Pulaski Electric System  
Ripley Power and Light Company  
Rockwood Electric Utility  
Sevier County Electric System  
Shelbyville Power System  
Smithville Electric System  
Sparta Electric & Public Works  
Springfield Electric Department  
Sweetwater Utilities Board  
Trenton Light & Water Department  
Tullahoma Utilities Authority  
Union City Energy Authority  
Weakley County Municipal Electric System  
Winchester Utilities

# Talk to Children About Electrical Safety

Children often do not understand the danger of electricity and electrical equipment. In their innocent and imaginative minds, what can be potentially dangerous may go unnoticed or even appear enticing and fun. As the weather warms and children spend more time outside, take an opportunity to point out overhead power lines and other electrical equipment to children, and explain what they are.

## Safe Electricity recommends teaching children to follow these rules:

- Never climb trees near power lines. Even if the power lines are not touching the tree, they could touch when more weight is added to the branch.
- Fly kites, drones and model airplanes only during good weather conditions in large open areas like open parks or wide fields. They should stay away from overhead power lines or other electrical equipment, such as substations. If a kite gets stuck in a tree that's near power lines, don't climb up to get it. Electricity can travel down kite strings or wires. Contact your electric utility for assistance.
- Never climb a utility pole or tower. The electricity carried through this equipment is extremely high voltage and could kill you.
- Don't play on or around pad-mounted electrical equipment. These are often green metal "box" transformers on cement pads.
- Never go into an electric substation for any reason. Electric substations contain high-voltage equipment; even raising your hand inside one can cause an arc that may result in an electric shock. Never attempt to retrieve a pet, ball or any toy from these areas. Call your electric utility instead.
- Immediately seek shelter if lightning or thunder is present while playing outdoors.

Make sure family members know to stay away from downed power lines and wires, and tell children to report any fallen or dangling wires to an adult. Downed power lines are extremely dangerous. Always assume any power line is fully charged and stay far away. Call your local electric company immediately if you or your child encounters a downed power line, and include this number with other posted emergency phone numbers. ■

